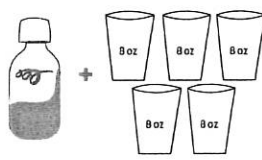


  
**CLENPIQ™**  
 (sodium picosulfate, magnesium oxide,  
 and anhydrous citric acid) Oral Solution  
 10 mg/3.5 g/12 g per 160 mL bottle

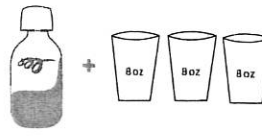
TAKING CLENPIQ  
**STEPS TO COMPLETE THE PREP**  
 Day-Before-Dose Regimen

**Afternoon/Early Evening Before**  
 BETWEEN 4-6 PM




Drink 40 oz (5 cups) of clear liquids.\*  
 Finish liquids over the next 5 hours.

**Evening Before**  
 Between 10 PM - 12 AM







Drink at least 24 oz (3 cups) of clear liquids over the next 5 hours.  
 Finish liquids 2 hours before your colonoscopy  
 or as advised by your doctor.

 Hydration is important and it's part of the prep. Make sure to hydrate before you take the prep, while you're taking the prep, and after the prep.

**Prep Assistant** Use the prep assistant as a guide for completing your prep.

The date and time of your colonoscopy is \_\_\_/\_\_\_/\_\_\_ :\_\_\_:\_\_\_

You can keep hydrating with clear liquids until \_\_\_:\_\_\_ the day of your procedure.

<p><b>ON THE DAY BEFORE THE COLONOSCOPY, stop eating all solid food and dairy, and start hydrating by drinking clear liquids.</b></p>  	<p><b>Afternoon/Early Evening before your colonoscopy</b> 4-6 PM</p> <p><input type="checkbox"/> Drink one bottle of CLENPIQ          Drink CLENPIQ right from the bottle</p> <p>Then, keep hydrating          Drink 5 cups (8 oz each) of clear liquid.  <i>Check off the cups below as you go!</i></p>  <p>Start: _____:_____</p> <p>Finish: _____:_____</p>	<p><b>Evening before your colonoscopy</b> 10 PM - 12 AM</p> <p><input type="checkbox"/> Drink the other bottle of CLENPIQ          Drink CLENPIQ right from the bottle</p> <p>Then, keep hydrating          Drink at least 3 cups (8 oz each) of clear liquid.  <i>Check off the cups below as you go!</i></p>  <p>Start: _____:_____</p> <p>Finish: _____:_____</p> <p>OR MORE</p>
---	---	---

\*After your first dose, if severe bloating, swelling, or stomach pain occurs, delay the second dose until the symptoms resolve.  
 Please see reverse page for additional information about CLENPIQ, the importance of a clear liquid diet, and hydration.

**INDICATION**

CLENPIQ is a prescription medicine used by adults to clean the colon before a colonoscopy. CLENPIQ cleans your colon by causing you to have diarrhea. Cleaning your colon helps your healthcare provider see the inside of your colon more clearly during your colonoscopy.

**IMPORTANT SAFETY INFORMATION**

- Do not take CLENPIQ if your healthcare provider has told you that you have serious kidney problems, a blockage in your intestine (bowel obstruction), an opening in the wall of your stomach or intestines (bowel perforation), a very dilated intestine (toxic megacolon), problems with the emptying of food and fluid from your stomach (gastric retention), or an allergy to any of the ingredients in CLENPIQ.
- CLENPIQ and other bowel preparations can cause serious side effects, including serious loss of body fluid (dehydration) and changes in blood salts (electrolytes) in your blood. These changes can cause abnormal heartbeats that may result in death, seizures (this can happen even if you have never had a seizure), or kidney problems. Your chance of having fluid loss and changes in blood salts with CLENPIQ is higher if you have heart problems, have kidney problems, or take water pills or non-steroidal anti-inflammatory drugs (NSAIDS).

See complete Important Safety Information on the back.



**CLENPIQ™**  
 (sodium picosulfate, magnesium oxide,  
 and anhydrous citric acid) Oral Solution  
 10 mg/3.5 g/12 g per 160 mL bottle

## READY, SET, COMPLETE THE PREP

### What is CLENPIQ?

CLENPIQ is a prescription medicine that cleans your colon.  
 CLENPIQ is ready for you to drink right from the bottle. It does not need to be mixed or diluted.  
 Do not refrigerate or freeze CLENPIQ.

### What's in the CLENPIQ box?



Two bottles of CLENPIQ  
 (5.4 oz each)



An 8 oz cup for drinking  
 clear liquids



The Patient Medication Guide and the  
 Instructions for Use for your reference

### Start Hydrating

On the day before your colonoscopy, start hydrating by  
 consuming only clear liquids and stop eating all solid foods and dairy.

**It's important to hydrate before you take the prep, while you're taking the prep,  
 and after the prep. Follow your doctor's instructions completely.**

#### ACCEPTABLE CLEAR LIQUIDS FOR HYDRATING

Water	Ginger ale and other sodas
Black coffee or tea	Clear juices: such as apple or white grape juice
Clear broth or bouillon	Plain Jell-O
Sports drink	Frozen juice bar



**LIQUIDS MUST NOT BE RED OR PURPLE. DO NOT CONSUME ANY ALCOHOL, JUICE PULP,  
 MILK, CREAM, SOY OR NON-DAIRY CREAMER, OR OTHER LIQUIDS YOU CANNOT SEE THROUGH.**

**The Patient Medication Guide and Instructions for Use  
 are also available at [www.CLENPIQ.com](http://www.CLENPIQ.com)**

#### IMPORTANT SAFETY INFORMATION (CONTINUED)

- Your healthcare provider may do blood tests after you take CLENPIQ to check your blood for changes. Tell your healthcare provider right away if you have any of these symptoms resulting from a loss of too much body fluid (dehydration): vomiting, nausea, bloating, dizziness, stomach-area (abdomen) cramping, urinating less often than normal, trouble drinking clear liquids, troubles swallowing, seizures, or heart problems.
- CLENPIQ can cause ulcers of the bowel or bowel problems (ischemic colitis). Tell your healthcare provider right away if you have severe stomach-area (abdomen) pain or rectal bleeding.
- The most common side effects of CLENPIQ include nausea, headache, and vomiting. These are not all the possible side effects of CLENPIQ. Ask your doctor or pharmacist for more information.

You are encouraged to report negative side effects of prescription drugs to the FDA. Visit [www.fda.gov/medwatch](http://www.fda.gov/medwatch), or call 1-800-FDA-1088.

Please see accompanying full Prescribing Information, including Medication Guide, also available at [www.CLENPIQ.com](http://www.CLENPIQ.com).